



Get Ready to Read

with Medina County District Library

The Importance of Scribbling

Scribbling is an early handwriting skill. Encourage interest by providing your child with lots of opportunities to scribble, draw, and 'write.'

- Keep plenty of paper and chunky crayons handy.
- Model drawing straight lines and circles.
- Offer opportunities to draw in sand, mud, shaving cream, cornmeal, or pudding.
- Build hand strength with pinching and squeezing activities such as playing with playdough, building with blocks, and moving items (like cotton balls) with tongs or tweezers.

Knowing that more formal handwriting will be taught later in school, praise early efforts by posting their work on the refrigerator or wall, or take photos and share them with other family members!

T-Rex Tea Party

Buckeye - Sat., Nov. 8, 10:30 am, ages 4-8

Bring your finest manners and fiercest roar for tea, snacks, and dino-riffic activities. Fine attire is encouraged. Register at mccl.info/KidsEvents

Fingerplay

Tommy Thumb

Tommy Thumb is up (point thumb up)
and Tommy Thumb is down (point thumb down)
Tommy Thumb is dancing all around the town (dance thumb all around!)




Dancing on my shoulders (touch shoulders)
Dancing on my head (touch head)
Dancing on my knees (touch knees)
Now tuck him into bed (hide thumb behind your back)

Repeat with Peter Pointer, Toby Tall, Robby Ring, and Baby Finger.

Books to Read

Sammy Feels Shy by Tom Percival
The Humble Pie by Jory John
Goodnight, Crayons by Drew Daywalt

Moon Song by Michaela Goade
I'm Very Busy by Oliver Jeffers
The Bakery Dragon and the Fairy Cake by Devin Elle Kurtz





November 2025



Fun activities to promote literacy and learning

| Sunday | Monday | Tuesday | Wednesday | Thursday | Friday | Saturday |
|--|---|--|---|--|---|--|
| | | | | | | 1 Draw a picture of your friends. |
| 2 Sing <i>Tommy Thumb</i> . (Words on other side.) | 3 Try picking up cereal using Tommy Thumb and Robby Ring, or Baby Finger. | 4 Read a fairy tale. | 5 Look at the night sky. How many stars can you see? | 6 Make a fairy tale castle from boxes. | 7 Share a snack. Count out how many pieces each person gets. | 8 T-Rex Tea Party at Buckeye Library. (Details on other side.) |
| 9 Make play dough. What can you create? | 10 Line up pairs of shoes from the smallest to the largest. | 11 Veterans Day. Talk about the American flag. | 12 Talk about the weather. Is it sunny? Cold? | 13 Play hide and go seek. | 14 Listen to an audiobook from the library. | 15 Read <i>The Three Little Pigs</i> . |
| 16 Have your child retell <i>The Three Little Pigs</i> to you. | 17 Practice "reading" store logos. How many can you recognize? | 18 Parents, tell your child about your favorite teacher. | 19 Talk with your child about healthy food choices and share a healthy snack. | 20 How many steps is it from your front door to the door of your room? | 21 Talk about sign language. What are some everyday gestures you use? | 22 Bake something together. Go over each step of the recipe. |
| 23 How many words can you think of that rhyme with rain? | 24 Burn some calories. How many jumping jacks can you do? | 25 Make a list of things you are thankful for. | 26 Draw a picture of something that makes you happy. | 27 Have your family talk about a food they are thankful for. | 28 Look for circles. They are everywhere! | 29 Work on a puzzle as a family. |
| 30 Make a pattern with your toys. | | | | | | |

Find additional MCDL events at mcdl.info/Events